

CP100 II

COMMERCIAL CLASS PAVER

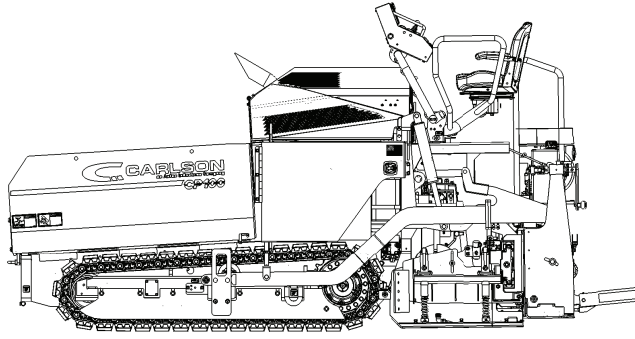


CP100 II

Engine	100hp (74kW) Cummins Tier IVf
Std. Width	8'-15' (2.43-4.59m)
Max Width	17' (5.18m)
Weight	22,000 lbs (9979kg)

3-Man Option Shown

94.5 in (2400mm)



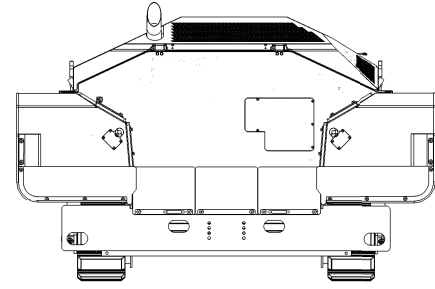
77 in (1956mm)

96 in (2438mm)

167 in (4242mm)

2-Man Option Shown

80 in (2032mm)



86 in (2184mm)

102 in (2591mm)

121 in (3073mm)

DIMENSIONS

Total Weight	22,000 lb (9979kg)
Tractor Weight	18,000 lb (8165kg)
Screed Weight	4,000 lb (1814kg)
Hopper Capacity	9.5 Tons (8.6 tonnes)
Hopper Inside Width Opening	10 ft (3048mm)
Hopper Dump Clearance	21.25 in (540mm)
Load Angles	15° Forward/15° Reverse

COMPONENTS

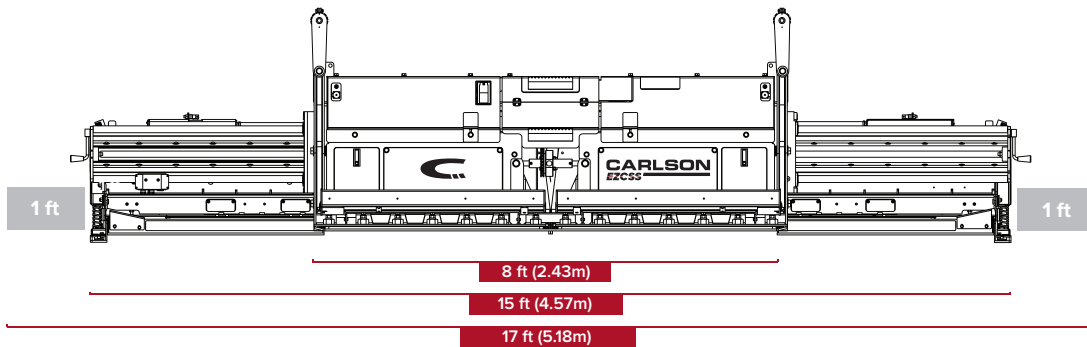
Floor Plate Thickness	3/8 in (9.5mm) 500 Brinell-rated
Conveyor Width	25.5 in (648mm)
Conveyor Speed	42 rpm
Damper Doors	Dual Horizontally Sliding
Auger Diameter	13 in (330mm)
Auger Flight Thickness	7/8 in (22mm) 500 Brinell-rated
Max. Auger Speed	120 rpm

ENGINE

Engine	100hp (75kW) Cummins QSF 3.8
EPA/EU Emissions Standard	Tier IV Final/EU Stage IV
Drive System	2 Speed Planetary
Track Type (Standard)	14" (356mm) Poly-Pad
Max Pave Speed	145 fpm (44.2m/min)
Max. Travel Speed	255 fpm (78m/min)
Max. Reverse Speed	255 fpm (78m/min)

CAPACITIES

Fuel Tank	32 gal (121L)
DEF Tank	5 gal (19L)
Hydraulic Tank	22 gal (83.3L)
Cooling System Capacity	7 gal (26.5L)
Washdown Tank	6 gal (22.7L)
Electrical System	12v w/ 80 amp Alternator
Generator	14.4kW Belt Driven



1 ft

1 ft

8 ft (2.43m)

15 ft (4.57m)

17 ft (5.18m)

EZCSS SCREED

Standard Paving Width	8 ft-15 ft (2.43-4.59m)
Max. Paving Width	17 ft (5.18m)
Paving Depth (Min/Max)	.25-8 in (6mm-203mm)
Main Plate Depth	16 in (406mm) Center 14 in (356mm) Edge
Main Plate Thickness	3/8 in (9.5mm) 450 Brinell Rated
Extension Plate Depth	8 in (203mm)
Extension Plate Thickness	3/8 in (9.5mm) 450 Brinell Rated

Screed Heat Source	Electric Heating Elements
Endgates	Spring Loaded
Crown Adjustment	Manual Adjustment (Power Option)
Crown/Invert	3 in (76mm) / 1 in (25mm)
Extension Height Adjustment	Manual Adjustment (Power Option)
Extension Height Travel	1.75 in (44.45mm)
Power Slope Adjustment	9% Down
Vibration	0-3000 vpm

*OPTIONAL EQUIPMENT

01-0518

CP100



CARLSONPAVINGPRODUCTS.COM

Continually improving our products, Carlson reserves the right to amend materials, available options and specifications without notice. Features machines and photos include optional or prototype equipment. 2017 Carlson.

CARLSON PAVING PRODUCTS, INC. an Astec Industries Company
18425 50th AVENUE EAST • TACOMA, WA 98446 USA • PH 800.216.2108 • carlsonpavingproducts.com

