

# CP85

COMMERCIAL CLASS PAVER

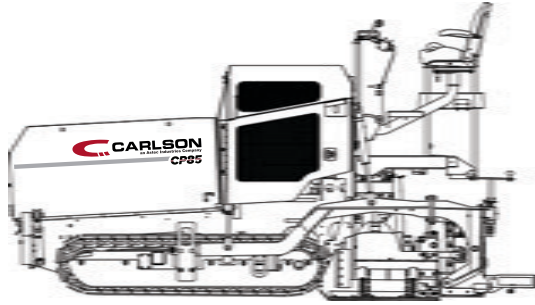


## CP85

|            |                           |
|------------|---------------------------|
| Engine     | 74hp (55kW) CAT® Tier IVF |
| Std. Width | 8'-15' (2.43-4.59m)       |
| Max Width  | 17' (5.18m)               |
| Weight     | 19,750 lbs (8958kg)       |

3-Man Option Shown

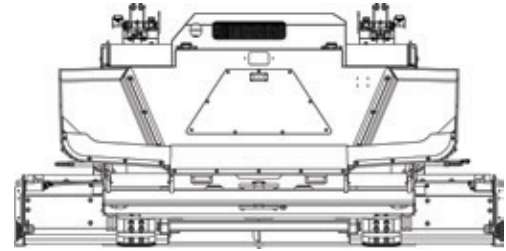
94 in (2387mm)



68 in (1727mm)

86 in (2184mm)

166 in (4216mm)



2-Man Option Shown

75 in (1905mm)

87 in (2209mm)

95 in (2413mm)

122 in (3098mm)

## DIMENSIONS

|                             |                         |
|-----------------------------|-------------------------|
| Total Weight                | 19,750 lb (8958kg)      |
| Tractor Weight              | 16,500 lb (6350kg)      |
| Screed Weight               | 3,250 lb (1474kg)       |
| Hopper Capacity             | 8.5 Tons (7.7 tonnes)   |
| Hopper Inside Width Opening | 10 ft (305cm)           |
| Hopper Dump Clearance       | 27 in (686mm)           |
| Load Angles                 | 15° Forward/15° Reverse |

## COMPONENTS

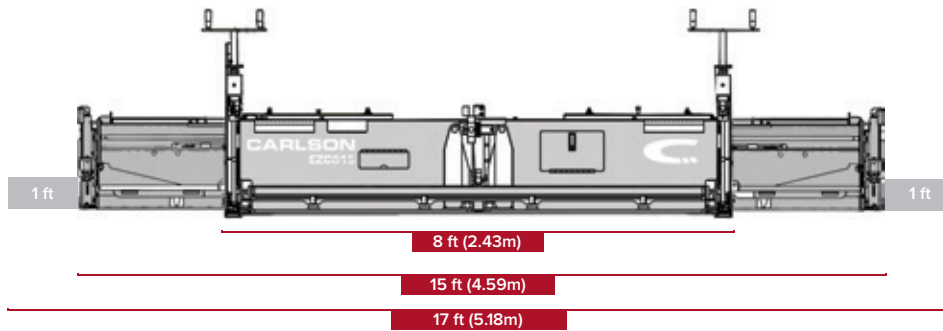
|                        |                                  |
|------------------------|----------------------------------|
| Floor Plate Thickness  | 3/8 in (9.5mm) 450 Brinell-rated |
| Conveyor Width         | 26 in (660mm)                    |
| Damper Doors           | Dual Horizontally Sliding        |
| Auger Diameter         | 12 in (305mm)                    |
| Auger Flight Thickness | 7/8 in (22mm) 500 Brinell-rated  |
| Max. Auger Speed       | 110 rpm                          |

## ENGINE

|                           |                        |
|---------------------------|------------------------|
| Engine                    | 74hp (55kW) CAT® 3.4B  |
| EPA/EU Emissions Standard | Tier IV Final (No DEF) |
| Drive System              | 2 Speed Planetary      |
| Track Type (Standard)     | 12" (305mm) Poly-Pad   |
| Max. Pave Speed           | 125 fpm (38.1m/min)    |
| Max. Travel Speed         | 240 fpm (73.2m/min)    |
| Max. Reverse Speed        | 240 fpm (73.2m/min)    |

## CAPACITIES

|                          |                          |
|--------------------------|--------------------------|
| Fuel Tank                | 30 gal (113.6L)          |
| Hydraulic Tank           | 45 gal (170.3L)          |
| Cooling System Capacity  | 11 qts (10.4L)           |
| Washdown Tank (Optional) | 10 gal (37.9L)           |
| Electrical System        | 12v w/ 80 amp Alternator |
| Generator                | 14.4kW Belt Driven       |



## EZC815 SCREED

|                           |  |
|---------------------------|--|
| Standard Paving Width     | 8 ft-15 ft (2.43-4.59m)                    |
| Max. Paving Width         | 17 ft (5.18m)                              |
| Paving Depth (Min/Max)    | .25-8 in (6mm-203mm)                       |
| Main Plate Depth          | 16 in (406mm) Center<br>14 in (356mm) Edge |
| Main Plate Thickness      | 3/8 in (9.5mm) 450 Brinell Rated           |
| Extension Plate Depth     | 8 in (203mm)                               |
| Extension Plate Thickness | 3/8 in (9.5mm) 450 Brinell Rated           |

|                             |                           |
|-----------------------------|---------------------------|
| Screed Heat Source          | Electric Heating Elements |
| Endgates                    | Spring Loaded             |
| Crown Adjustment            | Manual Adjustment         |
| Crown/Invert                | 3 in (76mm) / 1 in (25mm) |
| Extension Height Adjustment | Manual Adjustment         |
| Vibration                   | 0-3000 vpm                |

01-1117

# CP85



**CARLSONPAVINGPRODUCTS.COM**

Continually improving our products, Carlson reserves the right to amend materials and specifications without notice. Featured machines and photos may include optional or prototype equipment. 2017 Carlson.

